


Rectangular LED modules 540x270mm & 270x270mm

Product description

- Long life-time
- Built-in, constant current LED module
- Re-workable push-in terminals enabling easy connection
- Compliance and approval: CE, ENEC
- Available CCT from 2700K to 6500K and CRI 80, 90



RecLED CRI 80 Optimum G3

Product name	Ordering code	Colour temperature [K]	Current nominal If nom [mA]	Luminous flux* ϕ [lm]	Voltage* Vf [V]	Power* P [W]	Efficacy* [lm/W]	Current maximum If max [mA]
RecLED 270x270mm 1250lm 830 33V Opt G3	1010 117 88246	3000	225	1204	29	6.6	184	900
RecLED 270x270mm 1250lm 840 33V Opt G3	1010 117 88346	4000	225	1304	29	6.6	199	900

RecLED CRI 90 Optimum G2

Product name	Ordering code	Colour temperature [K]	Current nominal If nom [mA]	Luminous flux* ϕ [lm]	Voltage* Vf [V]	Power* P [W]	Efficacy* [lm/W]	Current maximum If max [mA]
RecLED 270x270mm 1250lm 927 33V Opt G2	1010 117 35646	2700	250	1105	30	7.6	146	900
RecLED 270x270mm 1250lm 930 33V Opt G2	1010 117 35746	3000	250	1187	30	7.6	157	900
RecLED 270x270mm 1250lm 940 33V Opt G2	1010 117 35846	4000	250	1269	30	7.6	168	900

RecLED CRI 80 Optimum G2

Product name	Ordering code	Colour temperature [K]	Current nominal If nom [mA]	Luminous flux* ϕ [lm]	Voltage* Vf [V]	Power* P [W]	Efficacy* [lm/W]	Current maximum If max [mA]
RecLED 270x270mm 1250lm 830 33V Opt G2	1010 117 21746	3000	225	1226	30	6.8	181	900
RecLED 540x270mm 2500lm 830 66V Opt G2	1010 117 15746		225	2452	60	14	181	900
RecLED 540x270mm 2500lm 830 33V Opt G2	1010 117 15946		450	2452	30	14	181	1800
RecLED 270x270mm 1250lm 840 33V Opt G2	1010 117 21846	4000	225	1288	30	6.8	191	900
RecLED 540x270mm 2500lm 840 66V Opt G2	1010 117 15846		225	2575	60	14	191	900
RecLED 540x270mm 2500lm 840 33V Opt G2	1010 117 16046		450	2575	30	14	191	1800

RecLED CRI 90 Optimum G2

Product name	Ordering code	Colour temperature [K]	Current nominal If nom [mA]	Luminous flux* ϕ [lm]	Voltage* Vf [V]	Power* P [W]	Efficacy* [lm/W]	Current maximum If max [mA]
RecLED 540x270mm 2500lm 927 66V Opt G2	1010 117 72846	2700	250	2211	61	15	146	900
RecLED 540x270mm 2500lm 927 33V Opt G2	1010 117 72746		500	2211	30	15	146	1800
RecLED 540x270mm 2500lm 930 66V Opt G2	1010 117 52546	3000	250	2374	61	15	157	900
RecLED 540x270mm 2500lm 930 33V Opt G2	1010 117 52146		500	2374	30	15	157	1800
RecLED 540x270mm 2500lm 940 66V Opt G2	1010 117 52646	4000	250	2538	61	15	168	900
RecLED 540x270mm 2500lm 940 33V Opt G2	1010 117 52246		500	2538	30	15	168	1800

*At nominal current and T_p
Tolerance range for optical and electrical $\pm 10\%$

Rectangular LED modules 540x270mm & 270x270mm

Temperature & humidity

Specification item	Unit	Value
Tp	[°C]	45
Tp rated	[°C]	65
Tc	[°C]	85
Relative humidity (non-condensing)	[%]	5 ... 85
Storage ambient temperature	[°C]	-25 ... +85
Storage relative humidity (non-condensing)	[%]	5 ... 85

Tp - Temperature related to the performance parameters of the LED modules
Tp rated - Maximum operating temperature to which the rated performance characteristics are declared
Tc - Highest permissible value for safe operation

Technical data

Specification item	Unit	Value
Classification acc. to IEC 62031		built-in
Energy Efficiency Class		A++
Working voltage	[Vdc]	350
Beam angle	[deg]	120
Initial color consistency	[SDCM]	3
Initial color coordinates		Acc. to CIE 1931
Photobiological safety		RG1 unlimited

Certificates & standards

Specification item	Compliant
ENEC	Yes
CE	Yes
RoHS	Yes
REACH	Yes
Zhaga	Comply with Book 7
IP rating	No IP rating

Lumen maintenance

for LinLED CRI 80 Optimum G3

Forward current	Tp temp.	L70 [h]		L80 [h]		L90 [h]	
		B50	B10	B50	B10	B50	B10
If nom	45°C	>60 000	>60 000	>60 000	>60 000	46 000	42 000
	65°C	>60 000	>60 000	>60 000	>60 000	36 000	30 000
	85°C	>60 000	>60 000	>60 000	>60 000	31 000	25 000
If max	45°C	>60 000	>60 000	>60 000	>60 000	40 000	32 000
	65°C	>60 000	>60 000	>60 000	>60 000	30 000	27 000
	85°C	>60 000	>60 000	>60 000	55 000	25 000	25 000

reported data based on LM80 LED data 10 000h

RecLED CRI 80

Forward current	Tp temp.	L70 [h]		L80 [h]		L90 [h]	
		B50	B10	B50	B10	B50	B10
If nom	45°C	>102 000	>102 000	>102 000	>102 000	78 000	69 000
	55°C	>102 000	>102 000	>102 000	>102 000	78 000	69 000
	65°C	>102 000	>102 000	>102 000	>102 000	77 000	68 000
	75°C	>102 000	>102 000	>102 000	>102 000	76 000	67 000
	85°C	>102 000	>102 000	>102 000	>102 000	75 000	67 000
If max	45°C	>72 000	>72 000	>72 000	>72 000	48 000	36 000
	55°C	>72 000	>72 000	>72 000	>72 000	48 000	36 000
	65°C	>72 000	>72 000	>72 000	>72 000	48 000	36 000
	75°C	>72 000	>72 000	>72 000	69 000	45 000	33 000
85°C	>72 000	>72 000	>72 000	67 000	42 000	33 000	

reported data based on LM80 LED data (@65mA 17000h / @160mA & 200mA 12000h)

RecLED CRI 90

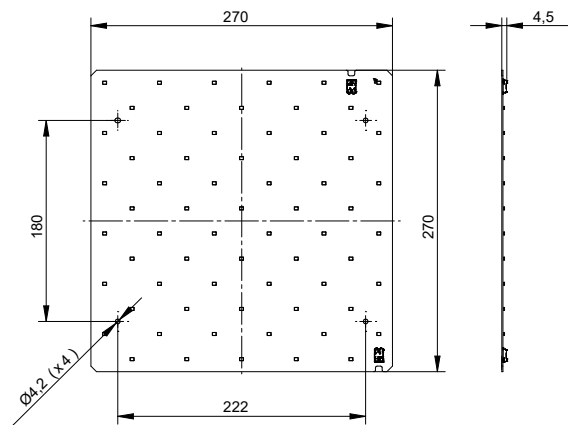
Forward current	Tp temp.	L70 [h]		L80 [h]		L90 [h]	
		B50	B10	B50	B10	B50	B10
If nom	45°C	>60 000	>60 000	>60 000	>60 000	>60 000	>60 000
	65°C	>60 000	>60 000	>60 000	>60 000	>60 000	>60 000
	85°C	>60 000	>60 000	>60 000	>60 000	48 000	42 000
If max	45°C	>60 000	>60 000	52 000	49 000	29 000	28 000
	65°C	>60 000	>60 000	47 000	44 000	25 000	24 000
	85°C	>60 000	58 000	41 000	38 000	22 000	19 000

reported data based on LM80 LED data (10 000h)

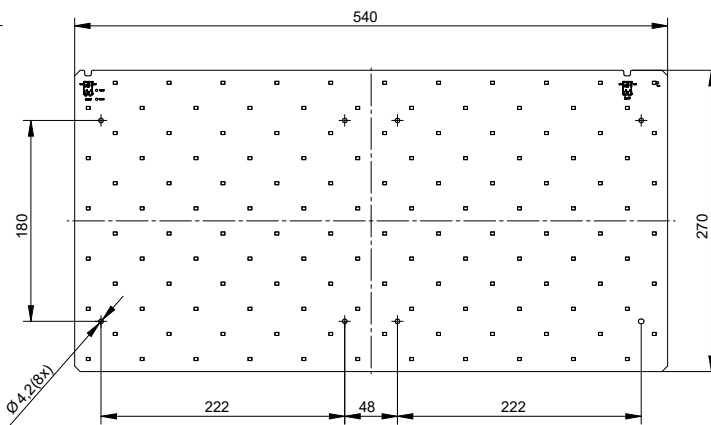
Rectangular LED modules 540x270mm & 270x270mm

Dimensions

RecLED 270x270mm



RecLED 540x270mm



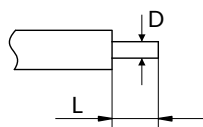
Mounting

LED Modules cannot be exposed to tensile or compressive stresses. For this purpose it is necessary that the modules are assembled to a flat surface by only rounded head screws. Additionally plastic flat washer should be used to ensure creepage distance between screw's head and surface of the pcb. Max. torque for fixing: 0,5Nm.

LED modules are sensitive to electrostatic discharge (ESD). Follow safety regulations according to IEC 61340-5-1.

Wiring

Wire cross section and strip length:



D - wire cross section (solid and flexible wires)	Min	Max
	0.2mm ²	0.75mm ²
	AWG 24	AWG 18

L - strip length	Min	Max
	8mm	9mm

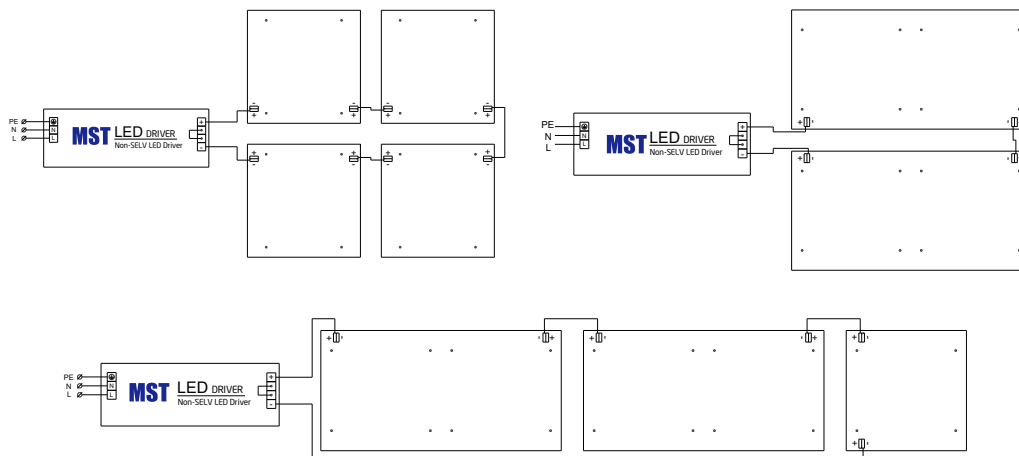
Opening for the release of wires from the top with release pin Electroterminal art. 881 167 884:



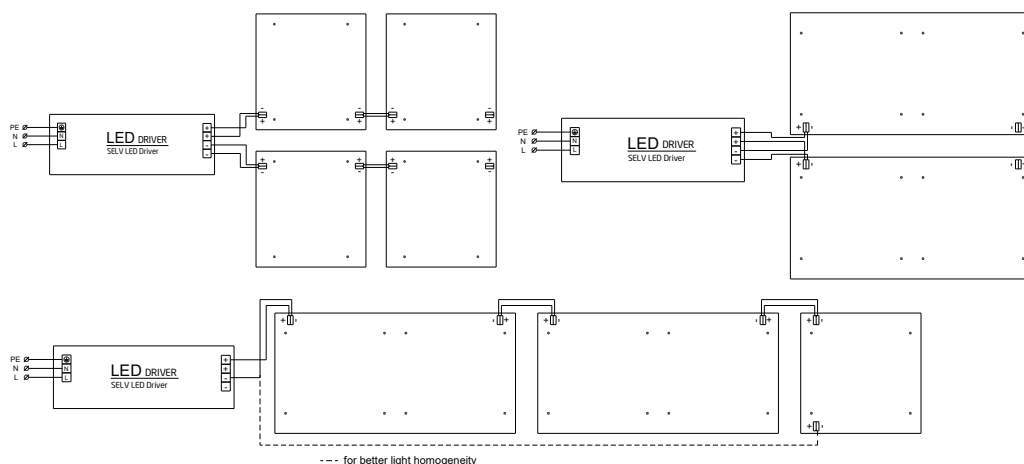
Rectangular LED modules 540x270mm & 270x270mm

Connections

Wiring for series connection system



Wiring for parallel connection system



To prevent irregular luminous intensity in parallel connection use only LED modules from the same V-code group.
V-code (e.g. "A", "B", "AB") is printed on the LED module and box label. Naming is not adequate to efficacy or luminous flux.

Ordering codes

Product name	Ordering code	Pieces per box	Pieces per pallet	Box dimensions [mm]
RecLED 270x270mm 1250lm 830 33V Opt G3	1010 117 88246	16	1280	283 x 283 x 83
RecLED 270x270mm 1250lm 840 33V Opt G3	1010 117 88346	16	1280	283 x 283 x 83
RecLED 270x270mm 1250lm 927 33V Opt G2	1010 117 35646	16	1280	283 x 283 x 83
RecLED 270x270mm 1250lm 930 33V Opt G2	1010 117 35746	16	1280	283 x 283 x 83
RecLED 270x270mm 1250lm 940 33V Opt G2	1010 117 35846	16	1280	283 x 283 x 83
RecLED 270x270mm 1250lm 830 33V Opt G2	1010 117 21746	16	1280	283 x 283 x 83
RecLED 540x270mm 2500lm 830 66V Opt G2	1010 117 15746	10	560	553 x 283 x 58
RecLED 540x270mm 2500lm 830 33V Opt G2	1010 117 15946	10	560	553 x 283 x 58
RecLED 270x270mm 1250lm 840 33V Opt G2	1010 117 21846	16	1280	283 x 283 x 83
RecLED 540x270mm 2500lm 840 66V Opt G2	1010 117 15846	10	560	553 x 283 x 58
RecLED 540x270mm 2500lm 840 33V Opt G2	1010 117 16046	10	560	553 x 283 x 58
RecLED 540x270mm 2500lm 927 66V Opt G2	1010 117 72846	10	560	553 x 283 x 58
RecLED 540x270mm 2500lm 927 33V Opt G2	1010 117 72746	10	560	553 x 283 x 58
RecLED 540x270mm 2500lm 930 66V Opt G2	1010 117 52546	10	560	553 x 283 x 58
RecLED 540x270mm 2500lm 930 33V Opt G2	1010 117 52146	10	560	553 x 283 x 58
RecLED 540x270mm 2500lm 940 66V Opt G2	1010 117 52646	10	560	553 x 283 x 58
RecLED 540x270mm 2500lm 940 33V Opt G2	1010 117 52246	10	560	553 x 283 x 58