

Outdoor LED modules

Product description

- Long life-time
- Compliance and approval: CE
- Re-workable push-in terminals enabling easy connection
- Small colour tolerance (MacAdam5)
- Tolerance range for optical and electrical data $\pm 10\%$
- Min. driving current 200mA
- Available CCT from 2200K to 6500K and CRI 80, 90 and 95
- Compatible with standard 2x2 lenses (e.g. LEDiL Strada 2X2)



RecLED 122x50mm 2x4 G2

Product name	Ordering code	Colour temp. [K]	If nominal [mA]	Luminous flux @ If nom & T _p Φ [lm]	Voltage @ If nom & T _p Vf [V]	Power @ If nom & T _p P [W]	Efficiency @ If nom & T _p [lm/W]	Max. current If [mA]
RecLED 122x50mm 1900lm 730 2x4 Opt G2	1010 117 63146	3000	520	1854	22	11	163	1500
RecLED 122x50mm 1900lm 740 2x4 Opt G2	1010 117 63246	4000	520	1972	22	11	173	1500

RecLED 173x50mm 2x6 G2

Product name	Ordering code	Colour temp. [K]	If nominal [mA]	Luminous flux @ If nom & T _p Φ [lm]	Voltage @ If nom & T _p Vf [V]	Power @ If nom & T _p P [W]	Efficiency @ If nom & T _p [lm/W]	Max. current If [mA]
RecLED 173x50mm 2900lm 730 2x6 Opt G2	1010 117 63446	3000	520	2782	33	17	163	1500
RecLED 173x50mm 2900lm 740 2x6 Opt G2	1010 117 63546	4000	520	2958	33	17	173	1500

RecLED 224x50mm 2x8 G2

Product name	Ordering code	Colour temp. [K]	If nominal [mA]	Luminous flux @ If nom & T _p Φ [lm]	Voltage @ If nom & T _p Vf [V]	Power @ If nom & T _p P [W]	Efficiency @ If nom & T _p [lm/W]	Max. current If [mA]
RecLED 224x50mm 3800lm 730 2x8 Opt G2	1010 117 63746	3000	520	3591	44	23	163	1500
RecLED 224x50mm 3800lm 740 2x8 Opt G2	1010 117 63846	4000	520	3944	44	23	173	1500

Outdoor LED modules

Temperatures

Specification item

T_p	75°C	Temperature related to the performance parameters of the LED modules
T_p rated	75°C	Maximum operating temperature to which the rated performance characteristics are declared
T_c	95°C	Highest permissible value for safe operation

Electrical & Optical data

Specification item	Unit	Value
Classification acc. to IEC 62031	[V]	built-in
Energy Efficiency Class		A++
Working Voltage	[Vdc]	420
Beam angle	[deg]	120
Initial color consistency	[step]	3
Initial color coordinates		Acc. to CIE 1931
Photobiological safety		RG2 (RG1 @ >0,5m distance)

Certificates & standards

Specification item	Compliant
ENEC	No
CE	Yes
RoHS	Yes
REACH	Yes
Zhaga	Yes
IP rating	No IP rating
Overheating protection	No

Lumen maintenance

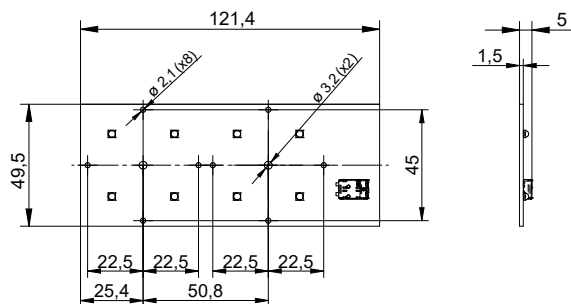
Lumen maintenance simulation based on LM80 LED data

Forward current	T_p temperature	L 70		L80		L90	
		B50	B10	B50	B10	B50	B10
If nom	75°C	>100,000	>100,000	>100,000	>100,000	>100,000	>100,000
	80°C	>100,000	>100,000	>100,000	>100,000	>100,000	>100,000
	85°C	>100,000	>100,000	>100,000	>100,000	>100,000	>100,000
	90°C	>100,000	>100,000	>100,000	>100,000	>100,000	>100,000
	95°C	>100,000	>100,000	>100,000	>100,000	>100,000	>100,000
If max	75°C	>100,000	>100,000	>100,000	>100,000	>100,000	>100,000
	80°C	>100,000	>100,000	>100,000	>100,000	>100,000	>100,000
	85°C	>100,000	>100,000	>100,000	>100,000	82,000	77,000
	90°C	>100,000	>100,000	>100,000	>100,000	58,000	54,000
	95°C	>100,000	>100,000	>100,000	>100,000	41,000	38,000

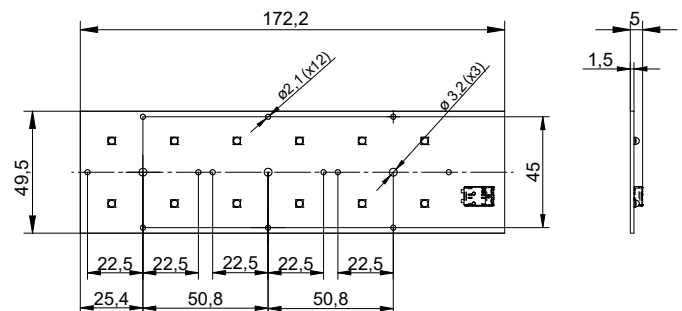
Outdoor LED modules

Dimensions

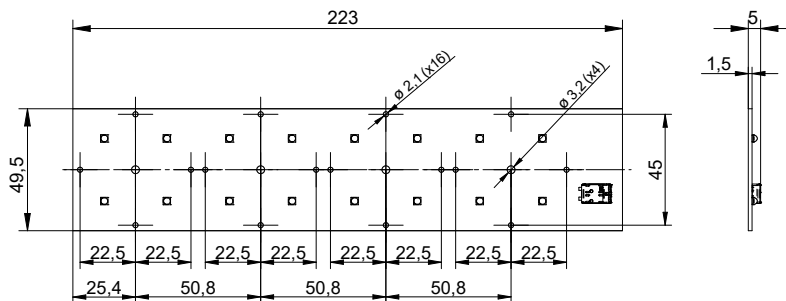
RecLED 122x50mm 2x4



RecLED 173x50mm 2x6



RecLED 224x50mm 2x8



Mounting

LED Modules cannot be exposed to tensile or compressive stresses.

For this purpose it is necessary that the modules are assembled to a flat surface by only rounded head screws.

Additionally plastic flat washer should be used to ensure creepage distance between screw's head and surface of the pcb.

Max. torque for fixing: 0,5Nm

Outdoor LED modules

Connections

