


Linear LED modules 280x26mm CLAUDIA

A linear solution for retail and industrial lighting. Optimized for LEDiL's CLAUDIA optics.

Product description

- Long life-time
- Built-in, constant current LED module
- Re-workable push-in terminals enabling easy connection
- Compliance and approval: CE, ENEC
- 2C - two connectors for series system, also recognized as a high voltage system - non-SELV
- Available CCT from 2700K to 6500K and CRI 80, 90



LinLED CRI 80 Optimum G1

Product name	Ordering code	Colour temperature [K]	Current nominal If nom [mA]	Luminous flux ¹ φ [lm]	Useful luminous flux ² [lm]	Voltage ¹ Vf [V]	Power ¹ P [W]	Efficacy ¹ [lm/W]	Current minimum If min ³ [mA]	Current maximum If max [mA]	Energy Efficiency Class
LinLED 280x26mm 2x650lm 827-865 2C 42V CLAUDIA G1	1010 117 55846	2700	100	629	652	39	4.0	162	20	240	D
		6500	100	702	728	39	4.0	181	20	240	
LinLED 280x26mm 1000lm 830 2C 42V CLAUDIA G1	1010 117 62746	3000	145	964	1003	39	5.6	171	20	300	C
LinLED 280x26mm 1300lm 830 2C 42V CLAUDIA G1	1010 117 55546		185	1196	1240	39	7.0	167	40	400	D
LinLED 280x26mm 1000lm 840 2C 42V CLAUDIA G1	1010 117 62846	4000	145	1013	1054	39	5.6	180	20	300	C
LinLED 280x26mm 1300lm 840 2C 42V CLAUDIA G1	1010 117 52946		185	1304	1353	39	7.0	183	40	400	C

¹At nominal current and T_p

²At nominal current and 25°C

³It is recommended not to operate below minimum current in order to avoid un-even brightness

Tolerance range for optical and electrical ±10%

Temperature & humidity

Specification item	Unit	Value
T _p	[°C]	45
T _p rated	[°C]	65
T _c	[°C]	85
Relative humidity (non-condensing)	[%]	5 ... 85
Storage ambient temperature	[°C]	-25 ... +85
Storage relative humidity (non-condensing)	[%]	5 ... 85

T_p - Temperature related to the performance parameters of the LED modules

T_p rated - Maximum operating temperature to which the rated performance characteristics are declared

T_c - Highest permissible value for safe operation

Technical data

Specification item	Unit	1000lm	1300lm
Classification acc. to IEC 62031		built-in	built-in
Working voltage	[Vdc]	300	350
Beam angle	[deg]	120	120
Initial color consistency	[SDCM]	3	3
Photobiological safety		RG1 unlimited	RG1 unlimited

Color coordinates

According to CIE 1931

Specification item	CIE _x	CIE _y
2700K	0.4578	0.4101
3000K	0.4338	0.4030
4000K	0.3818	0.3797
6500K	0.3123	0.3282

Linear LED modules 280x26mm CLAUDIA

Certificates & standards

Specification item	Compliant
ENEC	Yes
CE	Yes
RoHS	Yes
REACH	Yes
Zhaga	No
IP rating	No IP rating

Lumen maintenance LinLED CRI 80

for LinLED 280x26mm 2x650lm... and LinLED 280x26mm 1300lm...

Forward current	Tp temp.	L70 [h]		L80 [h]		L90 [h]	
		B50	B10	B50	B10	B50	B10
If nom	45°C	>60 000	>60 000	>60 000	>60 000	>60 000	>60 000
	65°C	>60 000	>60 000	>60 000	>60 000	>60 000	55 000
	85°C	>60 000	>60 000	>60 000	>60 000	>60 000	50 000
If max	45°C	>60 000	>60 000	>60 000	>60 000	>60 000	46 000
	65°C	>60 000	>60 000	>60 000	>60 000	>60 000	44 000
	85°C	>60 000	>60 000	>60 000	>60 000	>60 000	40 000

reported data based on LM80 LED data (10 000h)

LinLED CRI 80

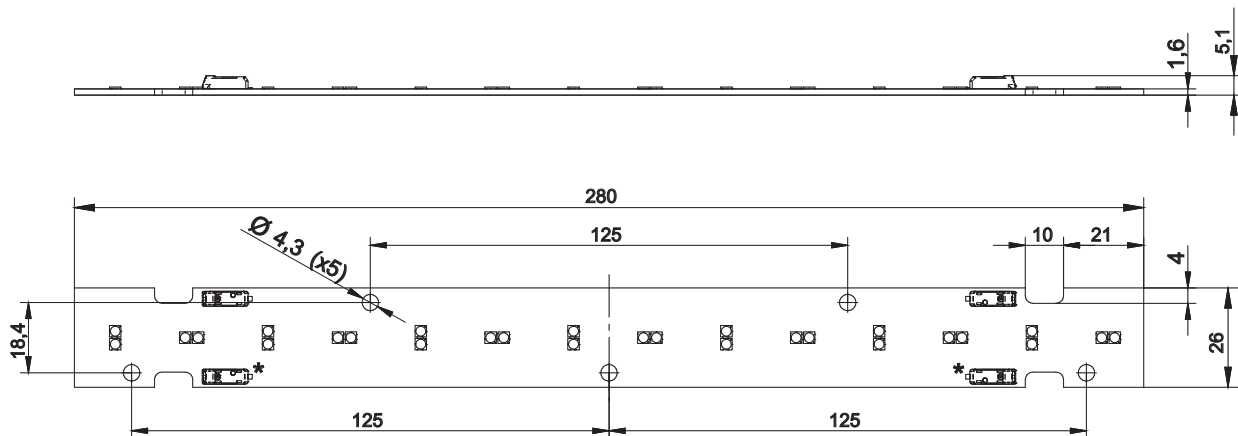
for LinLED 280x26mm 1000lm...

Forward current	Tp temp.	L70 [h]		L80 [h]		L90 [h]	
		B50	B10	B50	B10	B50	B10
If nom	45°C	>72 000	>72 000	>72 000	>72 000	70 000	60 000
	55°C	>72 000	>72 000	>72 000	>72 000	70 000	60 000
	65°C	>72 000	>72 000	>72 000	>72 000	68 000	59 000
	75°C	>72 000	>72 000	>72 000	>72 000	67 000	58 000
	85°C	>72 000	>72 000	>72 000	>72 000	66 000	57 000
If max	45°C	>72 000	>72 000	>72 000	>72 000	51 000	39 000
	55°C	>72 000	>72 000	>72 000	>72 000	51 000	39 000
	65°C	>72 000	>72 000	>72 000	>72 000	48 000	37 000
	75°C	>72 000	>72 000	>72 000	>72 000	45 000	35 000
	85°C	>72 000	>72 000	>72 000	69 000	43 000	34 000

reported data based on LM80 LED data (@65mA 17000h / @160mA & 200mA 12000h)

Dimensions

Product name	Ordering code	Connectors (*)
LinLED 280x26mm 2x650lm 827-865 2C 42V Opt G1	1010 117 55846	Yes
LinLED 280x26mm 1000 830 2C 42V Opt G1	1010 117 62746	No
LinLED 280x26mm 1300 830 2C 42V Opt G1	1010 117 55546	No
LinLED 280x26mm 1000 840 2C 42V Opt G1	1010 117 62846	No
LinLED 280x26mm 1300 840 2C 42V Opt G1	1010 117 52946	No



Mounting

LED Modules cannot be exposed to tensile or compressive stresses. For this purpose it is necessary that the modules are assembled to a flat surface by only rounded head screws. Additionally plastic flat washer should be used to ensure creepage distance between screw's head and surface of the pcb. Max. torque for fixing: 0,5Nm.

LED modules are sensitive to electrostatic discharge (ESD). Follow safety regulations according to IEC 61340-5-1.

Linear LED modules 280x26mm CLAUDIA

Wiring

Wire cross section and strip length:



D - wire cross section (solid and flexible wires)	Min	Max
	0.2mm ²	0.75mm ²
	AWG 24	AWG 18

L - strip length	Min	Max
	8mm	9mm

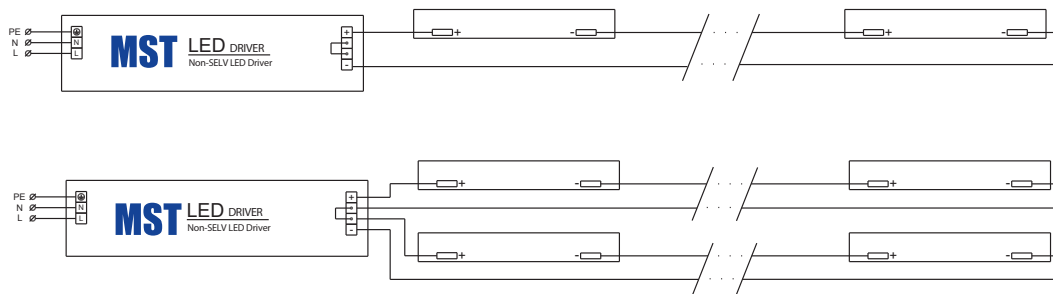
Opening for the release of wires from the top with release pin Electroterminal art. 881 167 884:



Connections

Max number of modules	Unit	Series	Parallel
LinLED 280x26mm...	[pcs]	8	-

Wiring for series connection system (2C)



Energy Label / EPREL database

To obtain Energy Label for this product visit <https://eprel.ec.europa.eu/> and enter model identifier

Model identifier consists of 10 digits XXXX XXX XXX. It is printed directly on the LED module or on product label. This is the number you can see in EPREL database.

Ordering code consist of 12 digits XXXX XXX XXX46. Additional last two digits means packaging of the product.

Ordering codes

Product name	Ordering code	Pieces per box	Pieces per pallet	Box dimensions [mm]
LinLED 280x26mm 2x650lm 827-865 2C 42V CLAUDIA G1	1010 117 55846	60	9600	298 x 178 x 58
LinLED 280x26mm 1000lm 830 2C 42V CLAUDIA G1	1010 117 62746	60	9600	298 x 178 x 58
LinLED 280x26mm 1300lm 830 2C 42V CLAUDIA G1	1010 117 55546	60	9600	298 x 178 x 58
LinLED 280x26mm 1000lm 840 2C 42V CLAUDIA G1	1010 117 62846	60	9600	298 x 178 x 58
LinLED 280x26mm 1300lm 840 2C 42V CLAUDIA G1	1010 117 52946	60	9600	298 x 178 x 58