


Outdoor LED modules IP

A rectangular solution for outdoor lighting. Compatible with standard 2x6 optics for example LEDiL's STRADA-IP-2x6.

Product description

- Long life-time
- Built-in, constant current LED module
- Re-workable push-in terminals enabling easy connection
- Compliance and approval: CE, ENEC
- Available CCT from 2700K to 6500K and CRI 70, 80, 90, 95



RecLED 146x45mm 2x6 IP CRI 70 Optimum G2

Product name	Ordering code	Colour temperature [K]	Current nominal If nom [mA]	Luminous flux ¹ φ [lm]	Useful luminous flux ² [lm]	Voltage ¹ Vf [V]	Power ¹ P [W]	Efficacy ¹ [lm/W]	Current minimum If min ³ [mA]	Current maximum If max [mA]	Energy Efficiency Class
RecLED 146x45mm 2900lm 730 2x6 IP Opt G2	1010 117 74146	3000	520	2782	2997	33	17	163	200	1500	C
RecLED 146x45mm 2900lm 740 2x6 IP Opt G2	1010 117 74246	4000	520	2958	3187	33	17	173	200	1500	C

RecLED 146x45mm 2x6 IP CRI 70 Optimum G1

Product name	Ordering code	Colour temperature [K]	Current nominal If nom [mA]	Luminous flux ¹ φ [lm]	Useful luminous flux ² [lm]	Voltage ¹ Vf [V]	Power ¹ P [W]	Efficacy ¹ [lm/W]	Current minimum If min ³ [mA]	Current maximum If max [mA]	Energy Efficiency Class
RecLED 146x45mm 2900lm 730 2x6 IP Opt G1	1010 117 73846	3000	520	2693	2902	33	17	158	200	1500	D
RecLED 146x45mm 2900lm 740 2x6 IP Opt G1	1010 117 73946	4000	520	2870	3092	33	17	168	200	1500	C
RecLED 146x45mm 2900lm 765 2x6 IP Opt G1	1010 117 74046	6500	520	2870	3092	33	17	168	200	1500	C

¹At nominal current and T_p

²At nominal current and 25°C

³It is recommended not to operate below minimum current in order to avoid un-even brightness

Tolerance range for optical and electrical ±10%

Temperature & humidity

Specification item	Unit	Value
T _p	[°C]	75
T _{p rated}	[°C]	75
T _c	[°C]	95
Relative humidity (non-condensing)	[%]	5 ... 85
Storage ambient temperature	[°C]	-25 ... +85
Storage relative humidity (non-condensing)	[%]	5 ... 85

T_p - Temperature related to the performance parameters of the LED modules

T_{p rated} - Maximum operating temperature to which the rated performance characteristics are declared

T_c - Highest permissible value for safe operation

Technical data

Specification item	Unit	Value
Classification acc. to IEC 62031		built-in
Working voltage	[Vdc]	420
Beam angle	[deg]	120
Initial color consistency	[SDCM]	5
Photobiological safety		RG2 (RG1 at >0.5m distance)

Outdoor LED modules IP

Color coordinates

According to CIE 1931

Specification item	CIE _x	CIE _y
2700K	0.4578	0.4101
3000K	0.4338	0.4030
4000K	0.3818	0.3797
6500K	0.3123	0.3282

Certificates & standards

Specification item	Compliant
ENEC	Yes
CE	Yes
RoHS	Yes
REACH	Yes
Zhaga	Comply with Book 19
IP rating	No IP rating

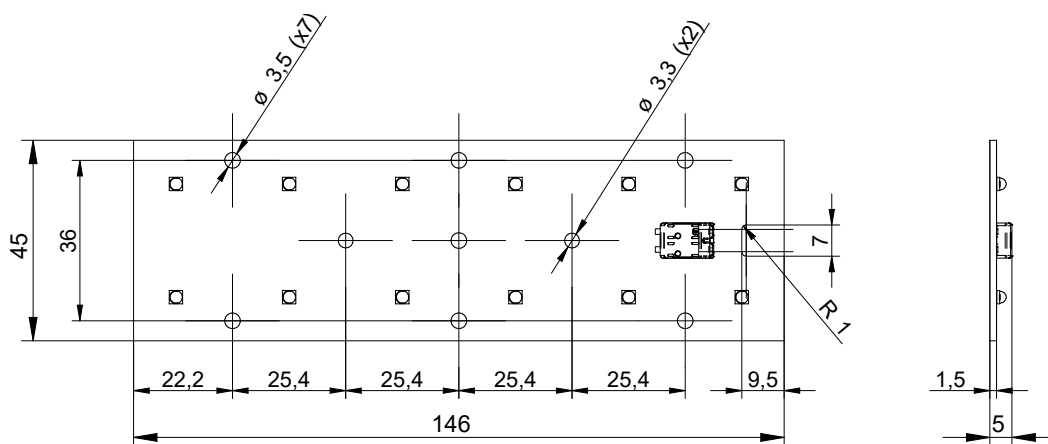
Lumen maintenance

RecLED CRI 70

Forward current	T _p temp.	L70 [h]		L80 [h]		L90 [h]	
		B50	B10	B50	B10	B50	B10
If nom	75°C	>100 000	>100 000	>100 000	>100 000	>100 000	>100 000
	80°C	>100 000	>100 000	>100 000	>100 000	>100 000	>100 000
	85°C	>100 000	>100 000	>100 000	>100 000	>100 000	>100 000
	90°C	>100 000	>100 000	>100 000	>100 000	>100 000	>100 000
	95°C	>100 000	>100 000	>100 000	>100 000	>100 000	>100 000
If max	45°C	>100 000	>100 000	>100 000	>100 000	>100 000	>100 000
	55°C	>100 000	>100 000	>100 000	>100 000	>100 000	>100 000
	65°C	>100 000	>100 000	>100 000	>100 000	82 000	77 000
	75°C	>100 000	>100 000	>100 000	>100 000	58 000	54 000
	85°C	>100 000	>100 000	>100 000	>100 000	41 000	38 000

simulation based on LM80 LED data 10 000h

Dimensions



Mounting

LED Modules cannot be exposed to tensile or compressive stresses. For this purpose it is necessary that the modules are assembled to a flat surface by only rounded head screws. Additionally plastic flat washer should be used to ensure creepage distance between screw's head and surface of the pcb. Max. torque for fixing: 0,5Nm.

LED modules are sensitive to electrostatic discharge (ESD). Follow safety regulations according to IEC 61340-5-1.

Outdoor LED modules IP

Wiring

Wire cross section and strip length:



D - wire cross section (solid and flexible wires)	Min	Max
	0.2mm ²	0.75mm ²
	AWG 24	AWG 18

L - strip length	Min	Max
	8mm	9mm

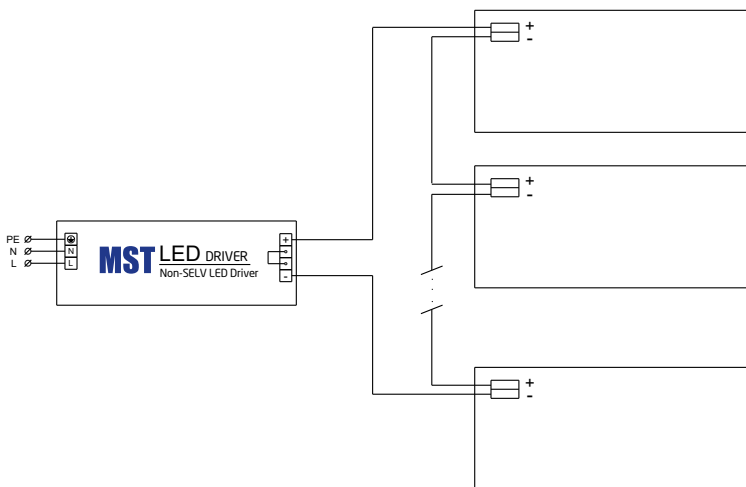
Opening for the release of wires from the top with release pin Electroterminal art. 881 167 884:



Connections

Max number of modules	Unit	Series	Parallel
RecLED 146x45mm 2x6	[pcs]	11	-

Wiring for series connection system



Energy Label / EPREL database

To obtain Energy Label for this product visit <https://eprel.ec.europa.eu/> and enter model identifier

Model identifier consists of 10 digits XXXX XXX XXX. It is printed directly on the LED module or on product label. This is the number you can see in EPREL database.

Ordering code consist of 12 digits XXXX XXX XXX46. Additional last two digits means packaging of the product.

Ordering codes

Product name	Ordering code	Pieces per box	Pieces per pallet	Box dimensions [mm]
RecLED 146x45mm 2900lm 730 2x6 IP Opt G2	1010 117 74146	60	9600	298 x 178 x 58
RecLED 146x45mm 2900lm 740 2x6 IP Opt G2	1010 117 74246	60	9600	298 x 178 x 58
RecLED 146x45mm 2900lm 730 2x6 IP Opt G1	1010 117 73846	60	9600	298 x 178 x 58
RecLED 146x45mm 2900lm 740 2x6 IP Opt G1	1010 117 73946	60	9600	298 x 178 x 58
RecLED 146x45mm 2900lm 765 2x6 IP Opt G1	1010 117 74046	60	9600	298 x 178 x 58